

CSW24V

HIGH-TRAFFIC COMMERCIAL
DC GATE OPERATOR WITH
BATTERY BACKUP

Specifications

Power

110V or 220V Single Phase

Accessory Power

24VDC 500mA output
Switched & Unswitched Power

Surge

Industrial strength suppression
on high and low voltage inputs

Operator Duty Rating

Continuous

Temperature Specifications

-40°F (-40C) to 140°F (60C)

Gate Travel Speed

90-degree opening in
13 – 15 seconds

Warranty

5 Years Commercial
7 Years Residential

Construction

Chassis

Constructed with ¼" gold zinc
plated steel for rust prevention

Motor

24VDC continuous-duty motor

Worm Gear Reduction

2 commercial oil bath gear boxes
with 30:1 worm gear reduction

Cover

High-density, UV-resistant
polycarbonate two-piece
cover for excellent heat
and corrosion resistance

Operator Weight

206 lbs.

Add to Your System




EL2000
Multi-Tenant Telephone Entry System



EL25 & TAC1
Single/Multi-Tenant Telephone Entry System



LOOPDETLM
LiftMaster® Plug-in Loop Detector



SOLPNL20W12V
20-Watt 12V Solar Panels



CPS UN4
Thru-Beam Photo-Eyes



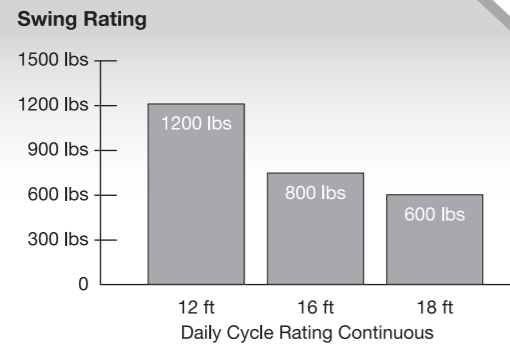
G65 MGR20
Safety Edges



GHTRKITSW
Heater Kit

FOR MORE ACCESSORIES GO TO LIFTMASTER.COM

Recommended Capacities




Battery Backup Operation

BATTERY	CYCLES
2 - 7Ah	100
2 - 33Ah	380

12 ft / 800 lbs Swing Gate

Dimensions



ELITE SERIES®

CSW24V

HIGH-TRAFFIC COMMERCIAL
DC GATE OPERATOR WITH
BATTERY BACKUP



Engineered to Work Every Time. Built to Last Over Time.

LiftMaster® Elite Series® model CSW24V is engineered for a million cycles in high-cycle heavy-duty applications. The model CSW24V is rated for gates up to 18 feet or 1200 lbs.

Battery Backup provides uninterrupted access when the power is out.

The Security+ 2.0™ technology used exclusively in LiftMaster® remote controls virtually eliminates interference and provides up to double the range of standard remotes so you do not have to wait at the gate to access your property. The receiver holds up to 50 remotes and is compatible with HomeLink® version 4 and higher.

The industry's only standard wireless dual gate communication saves installation time and cost and eliminates unsightly scars from cutting driveways to run conduit for primary/secondary communication wiring.



• **Battery Backup**
Uninterrupted access when the power is out

• **Security+ 2.0™ technology**
2X the range of standard remotes

• **MyQ™ technology provides**

- Wireless dual gate communication
- The ability to remotely monitor and activate your gate from anywhere in the world via internet or smart phone

LiftMaster®

The Chamberlain Group, Inc. • 845 Larch Avenue • Elmhurst, IL 60126

www.liftmaster.com

ISO 9001 Certified Manufacturer



Follow us on Facebook, Twitter and YouTube!



©2011 LM CSW24V 12/11
The Chamberlain Group, Inc.
Printed in U.S.A.

LMGTBRW24

WARNING:
To reduce the risk of injury to persons - When the LiftMaster Internet Gateway™ is used with garage door openers, the operator must be installed with sectional doors. The LiftMaster Internet Gateway™ is ONLY compatible with the following gate operators: Models CSW24V, CSL24V and LA500. Always design, install and maintain safe gate access systems in accordance with UL325 & ASTM F2200 standards.



LiftMaster®

Features/Benefits



Battery Backup

Works when the power is out. Provides up to 7 days or 100 cycles on battery backup. Powers safety devices and ancillary devices.



Security+ 2.0™ Technology

Double the range of standard transmitters. Multi frequency radio virtually eliminates interference. Receiver holds up to 50 remotes. Homelink® compatible.



Wireless Dual Gate Communication

No more unsightly driveway scars or expensive wiring.

Heavy Duty DC Motor with Soft Start/Stop Operation

Powerful enough to perform in the most demanding applications. Soft start/stop operation extends operator and hardware life under high-cycle, heavy gate use.



Fire Department Compliant

Selectable settings allow gate to auto-open upon loss of AC power or battery depletion.

Programmable Auxiliary Relays

Save time and money when adding on auxiliary devices.

2 programmable relays with 6 settings each simplify adding additional features.

- Pre-warning or gate in motion sounder
- Switch on/off devices at open or close limits

High-Impact Polycarbonate

UV-resistant 2-part cover. Offers durable protection and ease of service.



Exceptional Standby Time

Our battery backup lasts for days. 10 seconds after the gate closes, all non-essential ancillary devices turn off to conserve power.



True Power Management System

Protects Battery Life. Recovers batteries quicker when discharged and manages the low power threshold. Will not run the batteries beyond the point of failure, ensuring batteries are ready for the next time they are needed.



Simple-to-Set Electronic Limit System

Maintains accurate gate position throughout gate travel. Maintains open and close limit position at all times, even after using manual disconnect.



Bi-Part Delay

Selectable dual gate operation
Standard Operation – Simultaneously closes gates at the same time.
Synchronized close – Monitors the speed and position of each wing and adjusts the speed as necessary to ensure primary gate closes last, avoiding potential damage to the gate.



Plug-in Loop Detectors

Easy to install, simple to program. Features 8 different settings, including boost. Innovative technology eliminates crosstalk. Inputs for shadow, interrupt and exit loops.



Advanced Traffic Management Control

Discourages tailgating
Quick Close – Closes the gate immediately after a vehicle pulls off the interrupt loop.
Anti-Tailgate – Prevents unauthorized access. Gate will pause when closing as vehicle pulls onto interrupt loop or breaks photo beam. Once vehicle backs up, gate will continue to close.

External Obstruction Sensing

Comply with UL325 safety code. To meet UL325 standards, secondary entrapment devices must be added. Inputs are provided to simplify secondary non-contact or contact sensors such as photo-eyes and edge devices. Installer will recommend best secondary entrapment device for the application.

MyQ™ Enabled Accessories

LiftMaster's revolutionary MyQ™ technology is designed with simple mobile access control in mind. The new LiftMaster® model CSW24V comes with MyQ™ technology built-in. Pair it with our LiftMaster Internet Gateway™ accessory to remotely monitor or open or close your gate from anywhere in the world with one click on your Internet-enabled computer or smart phone.



LiftMaster Internet Gateway™ (model 828LM)

LiftMaster's revolutionary new accessory features built-in MyQ™ technology that connects to the Internet and allows you to monitor and operate your gate operator from anywhere in the world via your internet-enabled computer or smart phone.



Garage and Gate Monitor (model 829LM)

Lets you check and close the gate operator from any room in your house.



Remote Light Control (model 825LM)

Control your house lights and operate any lamp with your remote control or from your Internet-enabled smart phone via your LiftMaster Internet Gateway™

LiftMaster Internet Gateway™ Accessory functionality is dependent on communication with MyQ™ enabled gate operator. MyQ™ communication can be limited by distance and exterior building materials. A general range estimate is 300 feet.



LiftMaster®